

2A

SECOND EDITION

LET'S

Student Book / Workbook

GO

R. Nakata
K. Frazier
B. Hoskins
S. Wilkinson

OXFORD



OXFORD
UNIVERSITY PRESS

198 Madison Avenue, New York, NY 10016 USA
Great Clarendon Street, Oxford OX2 6DP England

Oxford New York

Auckland Cape Town Dar es Salaam Hong Kong Karachi

Kuala Lumpur Madrid Melbourne Mexico City Nairobi

New Delhi Shanghai Taipei Toronto

With offices in

Argentina Austria Brazil Chile Czech Republic France Greece

Guatemala Hungary Italy Japan Poland Portugal Singapore

South Korea Switzerland Thailand Turkey Ukraine Vietnam

OXFORD is a trademark of Oxford University Press.

ISBN-13: 978 0 19 436460 7

ISBN-10: 0 19 436460 7

Copyright © 2000 Oxford University Press

No unauthorized photocopying

All rights reserved. No part of this publication may be reproduced, stored in a retrieval system, or transmitted, in any form or by any means, electronic, mechanical, photocopying, recording, or otherwise, without the prior written permission of Oxford University Press.

This book is sold subject to the condition that it shall not, by way of trade or otherwise, be lent, resold, hired out, or otherwise circulated without the publisher's prior consent in any form of binding or cover other than that in which it is published and without a similar condition including this condition being imposed on the subsequent purchaser.

Editorial Manager: Shelagh Speers

Senior Editor: Sherri Arbogast

Editor: Lynne Robertson

Special Edition Editor: Maria Amelia Dalsenter

Assistant Editor: Christine Hartzler

Production Editor: Joseph McGasko

Elementary Design Manager: Doris Chen Pinzon

Designers: David Hildebrand, Natacha Menar

Senior Art Buyers: Alex Rockafellar, Patricia Marx

Art Buyer: Stacy Godlesky

Production Manager: Abram Hall

Production Coordinator: Shanta Persaud

Printing (last digit): 10 9

Printed in Hong Kong.

Original character art by Dora Leder

Characters rendered by Dora Leder, Mena Dolobowsky, Lane Gregory, and Michael Ng

Other illustrations by Shirley Beckes/Craven Design, Abby Carter, Randy Chewning, Shelley Dieterichs,

Julie Durrell, Sandy Forrest, Patrick Girourard, Lane Gregory, Maj Hagsted, Anne Kennedy, Tammie Lyon,

Laura Blanken-Merer, Patrick Merrell, Susan Miller, Pat Murray, Sherry Neidigh, Dana Regan, Maggie Swanson,

and Jim Talbot

Cover design by Doris Chen Pinzon/Ruby Harn

Cover production by Ogdemli/Feldman Design, Inc.

Cover illustration by Bill Colrus

To our editors at Oxford University Press, and to the design team, thank you for your inspiration and hard work. To our husbands and children, thank you for your support and understanding. We would like to dedicate this series to the Wilkinson family in loving memory of Steve Wilkinson, our colleague and friend.

Icons

Every unit in *Let's Go Student Book 2* is divided into six lessons, with a review section after every two units. Each lesson is identified by a colorful icon. The same icons are used for reference on corresponding pages in the Workbook and Teacher's Book.



Let's Talk
Functional dialogue



Let's Sing
Interactive song based on the dialogue



Let's Learn
New grammatical structure



Let's Learn Some More
Related grammatical structure



Let's Read
Reading skills development



Let's Listen
Listening test and unit review



Let's Review
Further review after every two units

Table of Contents

Unit 1 page 2

Unit 2 page 10

Let's Review page 18

Unit 3 page 20

Unit 4 page 28

Let's Review page 36

Syllabus

Word List

Let's Talk




Good-bye.
See you later.




Let's Talk

Write.





Let's Sing



Scott

Jenny

The Hi Song

Hi, Scott. How are you?
I'm fine. Thank you.
Hi, Jenny. How are you?
I'm fine. Thank you.
Hi, John. How are you?
I'm fine. Thank you.
Hi, Lisa. How are you?
I'm fine.



Lisa

John

The Good-bye Song

Good-bye, Scott.
See you later, alligator!
Good-bye, Kate.
See you later, alligator!
Good-bye, Andy.
See you later, alligator!
See you later.
See you later.
Good-bye, Scott!



Andy



Kate



Let's Sing

Write.

Hi, Jenny.
_____ are you?

I'm fine.
Thank _____.



_____, John.
How _____ you?

_____ fine.



Good-bye, Scott.

See you _____.




_____, Lisa.

Good-bye.






Let's Learn



Ask and answer.

What's this? It's a pencil case.
What's that?

What is = What's
It is = It's



Yes or no?

Is this a ruler?
that

Yes, it is.
No, it isn't.

is not = isn't



1. a ruler

2. a book

3. a cassette

4. a notebook

5. a crayon

6. a marker

7. a pen

8. an eraser



Let's Learn

A. Write.




a door



a desk



an eraser



a window



What is this?

It is a desk.




What is that _____?

It is _____.



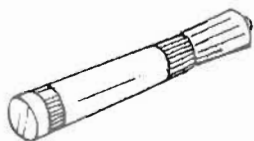
What is _____?

It is _____.




B. Complete the words, check, and write.

1.



a marker

2.



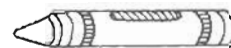
a b

3.



a n

4.



a c

5.




Is this a notebook?

Yes, it is.

No, it is not.

6.




Is that a book?

Yes, it is.

No, it is not.

7.



Is _____ a crayon?


8.



Is _____ a marker?




Let's Learn Some More



Ask and answer.

What are these? They're yo-yos.
those?

They are = They're



Yes or no?


Are | these | cats?
| those |

Yes, they are.
No, they aren't.

are not = aren't



1. dogs



2. rabbits




3. cats



4. frogs



5. birds



6. trees



7. flowers



8. spiders





Let's Learn Some More

A. Write.

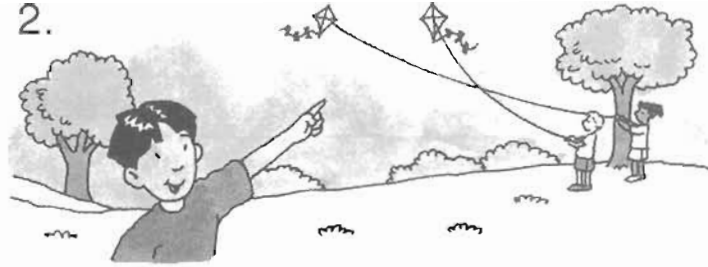
1.



What are these _____ ?

They are puzzles _____

2.



What are those _____ ?

They are _____


3.



What are _____ ?

They are _____


4.



What are _____ ?


They are _____

5.



What are _____ ?

6.



What are _____ ?

B. Check and write.

1.




Are these cats?

Yes, they are.

No, they are not.

2.




Are those dogs?

Yes, they are.

No, they are not.


3.



Are _____ birds?

_____ they _____

4.




Are _____ frogs?

5.



Are _____ rabbits?

6.









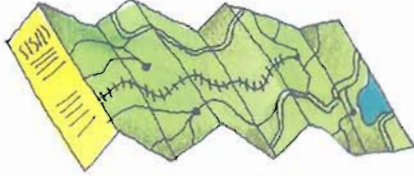


Are _____ spiders?






Let's Read

Word Families

-at	-an	-ap
 cat	 can	 cap
 fat	 fan	 lap
 hat	 van	 map

Can you read?


 The fat cat is in the hat .	 The can and the fan are on the van .	 The cap and the map are on my lap .
----------------------------------------------------------------------------------------------------------------------------------------	--------------------------------------------------------------------------------------------------------------------------------------------------	---------------------------------------------------------------------------------------------------------------------------------------------------

B. Check and write.




Are these cats?

- Yes, they are.
 No, they are not.



Are those dogs?

- Yes, they are.
 No, they are not.



Are _____ birds?

_____, they _____.




Are _____ frogs?

_____.



Are _____ rabbits?

_____.












Are _____ spiders?

_____.






Let's Read

Word Families

-at	-an	-ap
 cat	 can	 cap
 fat	 fan	 lap
 hat	 van	 map

Can you read?


 The fat cat is in the hat .	 The can and the fan are on the van .	 The cap and the map are on my lap .
-----------------------------------------------------------------------------------------------------------------------------------------	---------------------------------------------------------------------------------------------------------------------------------------------------	---------------------------------------------------------------------------------------------------------------------------------------------------



Let's Read

A. Write.

cat
lap
fan
cap
fat
can
hat
van
map

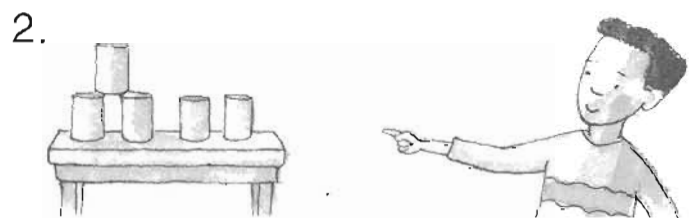


B. Circle and write.



van / fan

This is a _____.



cats / cans

Those are _____.



cap / map

That is a _____.



cats / hats

These are _____.



Let's Listen

1.



a



b

2.



a



b

3.



a



b

4.



a



b

5.



a



b

6.

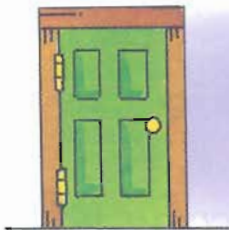


a



b

7.



a



b

8.



a



b



Let's Listen

A. Circle.

1.



this
that

2.



these
those

B. Write.

1.



That is an eraser.

2.




Those are

3.



are

4.





Let's Talk

Health Office

Hi, John! What's the matter?

I'm sick.

That's too bad.
Get better soon!

Thanks.


What's the matter?
I'm sick.
That's too bad.

What is = What's
I am = I'm
That is = That's



Let's Talk

Write.





Let's Sing



What's the Matter?


What's the matter?
What's the matter?
What's the matter?
I am sick.
What's the matter? Are you OK?
I am sick today.
Oh, no!



tired



hot



cold



Let's Sing

Write.

sad cold hot tired



What is the matter?

I am tired



What is the matter?

I am _____



What is the matter?


I am _____



What is the matter?



Let's Learn



Practice.

He's | a cook.
She's |

He is = He's
She is = She's



1. a cook



2. a taxi driver



3. a nurse




4. a farmer



5. a shopkeeper



6. a student



7. a teacher



8. a police officer

Yes or no?


Is he a teacher?
Is she a teacher?

Yes, he is.
Yes, she is.

No, he isn't.
No, she isn't.

is not = isn't

1.



2.




3.



4.




5.



6.



7.



8.



What about you?

I am a _____.



Let's Learn

A. Write.

a teacher

a taxi driver


a farmer

a cook

a shopkeeper

a nurse

1.




He is a cook

2.



She is _____

3.



She is _____

4.



He is _____


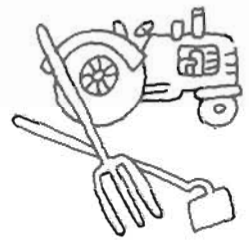
5.



6.



B. Connect, check, and write.



1. Is he a shopkeeper?

Yes, he is.

No, he is not.

2. Is she a student?

Yes, she is.

No, she is not.

3. Is she a farmer?


4. Is he a police officer?

5. _____ a cook?

6. _____ a nurse?



Let's Learn Some More



Practice.

They're **students**.

They are = They're



1. students



2. shopkeepers







3. nurses



Yes or no?



Are they **cooks**? Yes, they are.
No, they aren't.



are not = aren't

1.  

2.  

3.  

4.  

5.  



Let's Learn Some More

A. Write.

farmers

shopkeepers

teachers

cooks

police officers

taxi drivers



They are teachers





They are _____




They are _____



They _____




B. Connect, check, and write.





Are they students?

- Yes, they are.
 No, they are not.



Are they police officers?

- Yes, they are.
 No, they are not.



Are they farmers?












Are they nurses?






Let's Read

Word Families

-ed	-en	-et
 bed	 hen	 net
 red	 pen	 pet
 Ted	 ten	 wet


Can you read?

 Ted is in the red bed.	 The ten pens are by the hen.	 The wet pet is in the net.
---------------------------------------------------------------------------------------------------------------	----------------------------------------------------------------------------------------------------------------------	---------------------------------------------------------------------------------------------------------------------



Let's Read

A. Connect.



B. Circle and write.


net / pet

1. The _____ is wet.



pens / hens

2. There are ten _____.



bed / red

3. Ted is in the _____.





Let's Listen

1.



a



b

2.



a



b

3.



a



b

4.



a



b

5.



a



b

6.



a



b

7.



a



b

8.



a



b



Let's Listen


A. Circle.



he
she
they



he
she
they



he
she
they



he
she
they

B. Check.



- He is hot.
 He is sad.



- She is tired.
 She is cold.

C. Check and write.



- a police officer
 a taxi driver

He is _____.




- a shopkeeper
 a nurse

She is _____.



Let's Review

A. Play a game.



B. Answer the question.

1. Are those dogs?

2. Are they nurses?

3. Is he a police officer?



- Yes, they are.
 No, they are not.

- Yes, they are.
 No, they are not.

- Yes, he is.
 No, he is not.

C. Say and act.



D. Listen carefully.



a



b





a



b

E. Listen and read. Circle the word.

1.  This | is a notebook.
That |

2.  This | is an apple.
It |

3.  These | are cats.
Those |

4.  These | are pens.
They |




Let's Review

A. Write.

Across



Down



taxi driver	nurse	teacher
police officer	cook	farmer
shopkeeper	student	

B. Circle and write.



He
She
They

_____ is a cook.



He
She
They

_____ are nurses.

C. Write.

1.



What are these?

These are _____ pens.

2.



What are those?

_____ birds.

3.



What is that?

_____ a car.

D. Write.

1.



She is hot _____.

2.



He is _____.

3.




4.



hot
cold
sick
sad

Let's Talk



Where do you live?
I live in Hillsdale.



Let's Talk

Write.

Where do you _____, Andy?

I live in Hillsdale.

What's your _____ ?

It's 20 South Street.



ANDY NELSON
20 SOUTH STREET
HILLSDALE

_____ do you live, Kate?

I live in _____.

What's _____ address?

It's _____.




KATE HILL
15 MAIN STREET
HILLSDALE



Let's Sing

123-4456



The Telephone Number Song

What's your telephone number?
What's your telephone number?
What's your telephone number?
123-4456
That's my telephone number.

655-4321

What's his telephone number?
What's his telephone number?
What's his telephone number?
655-4321
That's his telephone number.



242-4668

What's her telephone number?
What's her telephone number?
What's her telephone number?
242-4668
That's her telephone number.





Let's Sing

A. Connect and write.



1. What is his telephone number?

It is 231-6544




2. What is her telephone number?

It is _____




3. What is her telephone number?



4. What is his telephone number?


B. Write.

What is your telephone number?





Let's Learn



This is my house.
This is the **bedroom**.

bedroom

kitchen

dining room

living room

bathroom

Ask and answer.

Where's the **bed**? It's in the **bedroom**.

Where is = Where's
It is = It's



1. bed



2. bathtub



3. sofa



4. stove



5. lamp



6. sink



7. toilet



8. TV



9. refrigerator

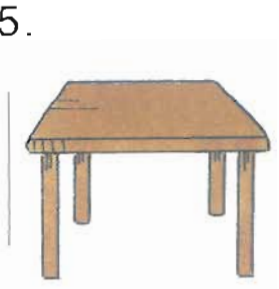
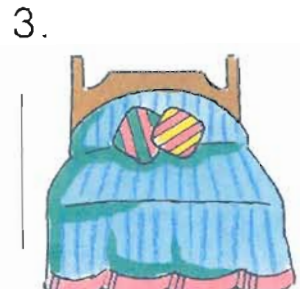



10. telephone

Yes or no?

Is the **desk** in the **bedroom**? Yes, it is.
No, it isn't.

is not = isn't

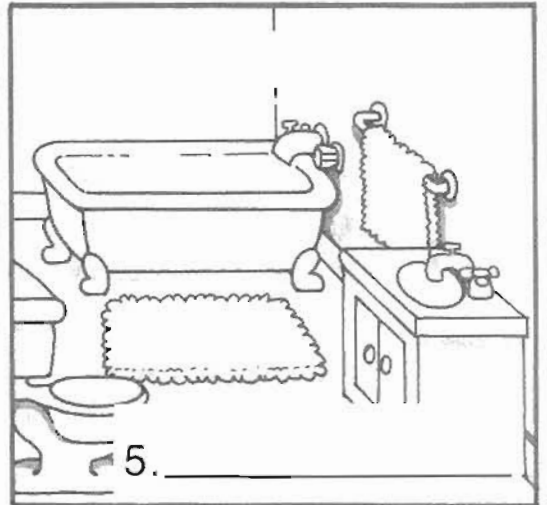








Let's Learn


A. Write.

kitchen
living room
dining room
bedroom
bathroom



B. Write.


1.



Where is the TV?

It is in the living room.

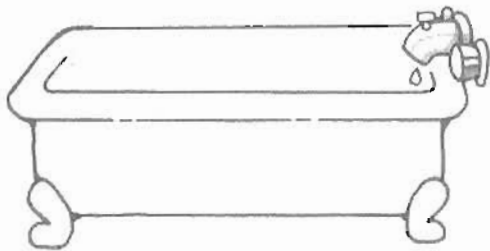
2.



Where is the bed?

It is in the.


3.



Where is the bathtub?

It is.

4.



Where is the sink?

_____.

5.



Is the refrigerator in the kitchen?

_____, it is.

6.



Is the lamp in the bathroom?

_____, it is not.

7.



Is the stove in the bedroom?

_____.

8.



Is the sofa in the living room?

_____.



Let's Learn Some More



next to



in front of



behind



There is a lamp next to the sofa.





There are lamps behind the sofa.

Practice.

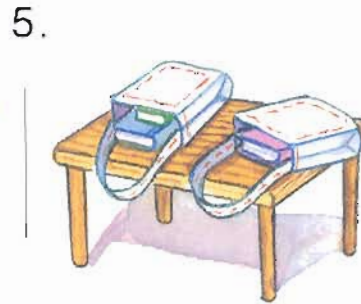
There's a chair next to the table.

There is = There's



Practice.

There are **books under the bed**.



in
on
under
in front of
behind
next to

Yes or no?

Is there **a lamp on the table**?

Yes, there is.
No, there isn't.

Are there **cats next to the chair**?

Yes, there are.
No, there aren't.

is not = isn't
are not = aren't







Let's Learn Some More

A. Write.

under in on next to in front of behind



B. Write.



1. There is a cat _____ the sofa.

2. There _____ a table _____ the sofa.

3. There _____ flowers _____ the table.

C. Check and write.



1. Is there a window behind the bed?

Yes, there is.

No, there is not.

2. Are there cats in the bed?

Yes, there are.

No, there are not.

3. Is there a door next to the bed?

4. Are there bags under the bed?



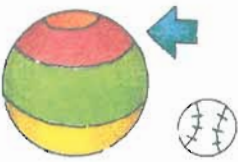





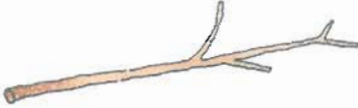
5. _____ a lamp on the table?

6. _____ books in front of the bed?






Let's Read

Word Families

-in	-it	-ig
 fin	 hit	 big
 pin	 pit	 fig
 thin	 sit	 twig

Can you read?


 The pin is in the thin fin.	 Hit the ball and sit in the pit.	 The fig is on the big twig.
-------------------------------------------------------------------------------------------------------------------	--------------------------------------------------------------------------------------------------------------------------	----------------------------------------------------------------------------------------------------------------------



Let's Read


A. Write.

pin
pit
fig
twig
fin
hit
sit
big
thin




B. Circle and write.

1. This is my thin pin / fin.



2. This is my big fig / twig.




3. I can hit / sit in the pit.





Let's Listen



a



b




a




b



a




b




a




b



a



b



a




b




a



b



a

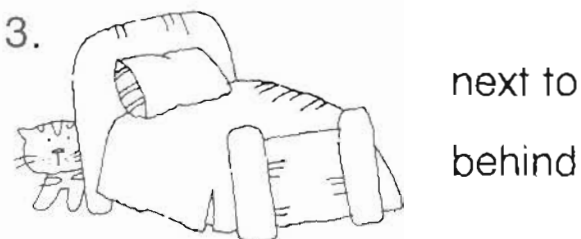



b

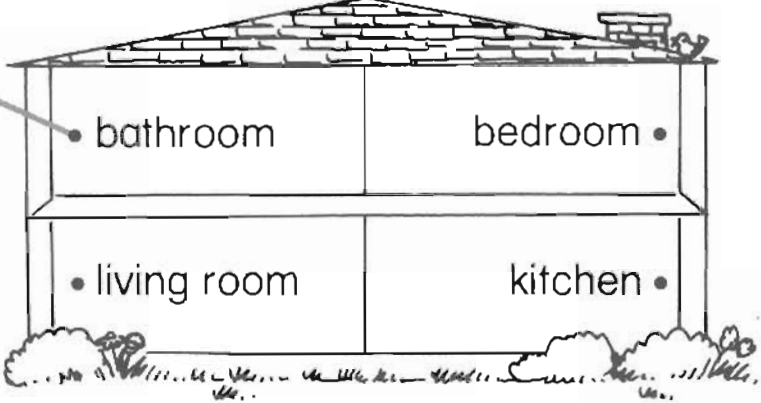


Let's Listen

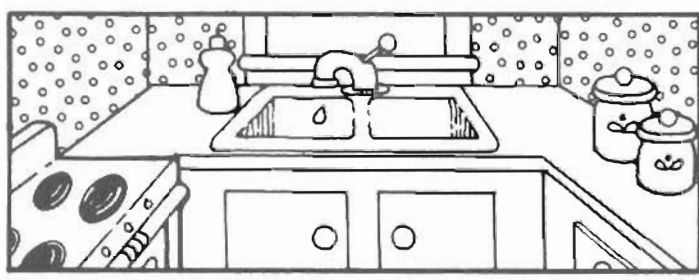
A. Circle.



B. Match.



bathtub •		• sink
toilet •		• refrigerator
TV •		• stove
sofa •		• bed

C. Write.



There is a _____ in the _____.

Let's Talk



What's wrong?
I can't find my book.

What is = What's
cannot = can't



Let's Talk

Write.

I can't find my notebook.



I can't find my _____.



What's wrong?

I can't find _____



bag notebook pencil eraser



Let's Sing



What's Wrong?



What's wrong, Andy?
I can't find my book.
What's wrong, Andy?
I can't find my book.

I can't hear the teacher.
I can't reach the bookshelf.
I can't find my pencil.
I can't see the board.

Oh, Andy!

He can't hear the teacher.
He can't reach the bookshelf.
He can't find his pencil.
He can't see the board.






Let's Talk

Write.

I can't find my notebook.



I can't find my _____.



What's wrong?

I can't find _____




bag notebook pencil eraser



Let's Sing

Write.



1. He cannot find his pencil



2. She cannot _____



3. He cannot _____




4. _____





Let's Learn



Practice.

Look at	me.	I	can sing a song.
	him.	He	
	her.	She	



1. sing a song



2. use chopsticks



3. ride a pony



4. write the alphabet



5. speak English



6. do a magic trick

Ask and answer.

What can he do? He can ride a bicycle.
 What can she do? She can ...

1.



2.



3.



4.



5.



6.



7.



8.



What about you?


I can _____.

I can't _____.



Let's Learn

A. Write.

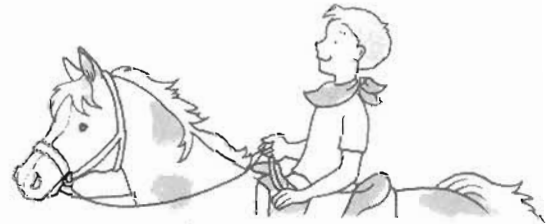


1. Look at him! 2. Look at _____! 3. _____!

B. Write.

sing a song use chopsticks ride a pony

1. He can _____



2. She _____



3. _____



C. Write.

1.



What can he do?

He can play baseball.

2.



What can she do?

sing a song.

3.



What can he do?

4.



What can she do?

D. Draw and write.

1.



I can _____.


2.



I cannot _____.




Let's Learn Some More



Practice.

He | can swim. He | can't fly a kite.
She | She |

cannot = can't






Yes or no?

Can | he | swim?
| she |

Yes, | he | can.
| she |

No, | he | can't.
| she |

cannot = can't



Ask your partner.

Can you _____ ?



Yes				
No				




Let's Learn Some More


A. Circle.



1. She can cannot sing a song.



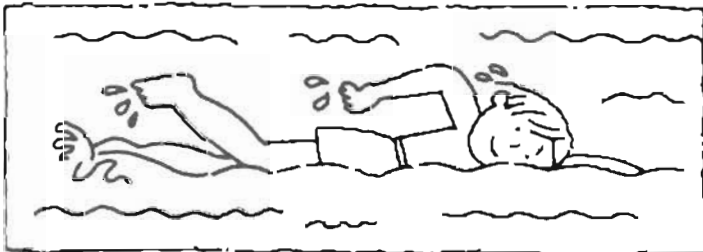
2. She can cannot dance.



3. He can cannot ride a pony.




4. He can cannot ride a bicycle.



5. He can cannot swim.



6. He can cannot climb a tree.



7. She can cannot fly a kite.



8. She can cannot play baseball.

B. Write.


1.



Can she speak English?

_____, she can.

2.



Can he play with a yo-yo?

_____, he cannot.

3.



Can she swim?

4.



_____ use chopsticks?

C. Write.

Yes, I can. No, I cannot.










1. Can you ride a bicycle?

2. Can you sing a song?






Let's Read

Word Families

-og	-op	-un
 dog	 mop	 fun
 frog	 stop	 run
 log	 top	 sun

Can you read?

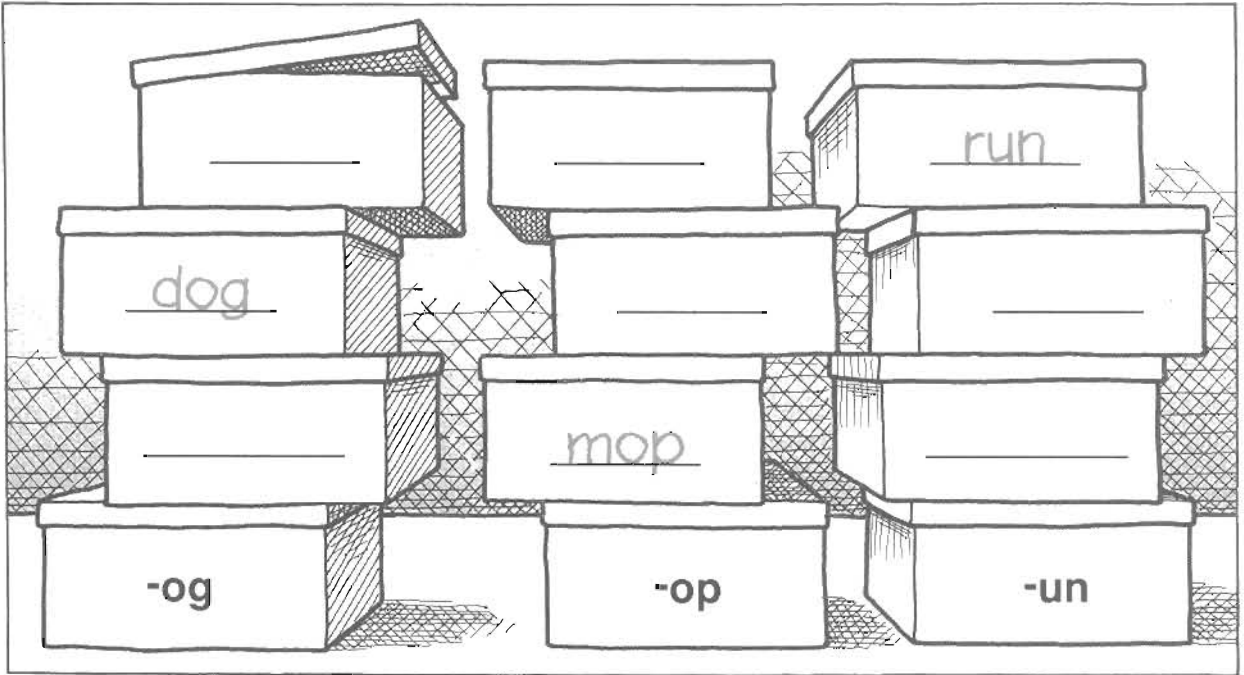
 The dog and the frog are on the log .	 Stop the top . It is by the mop .	 It is fun in the sun . I can run .
---------------------------------------------------------------------------------------------------------------------------------------------------	----------------------------------------------------------------------------------------------------------------------------------------	--------------------------------------------------------------------------------------------------------------------------------------------------



Let's Read

A. Write.

dog
run
top
sun
frog
stop
fun
mop
log



B. Circle and write.

run / fun fun / sun

1. She can _____ in the _____.




sun / stop top / mop

2. I can _____ the _____.



dog / frog log / dog

3. The _____ is on the _____.





Let's Listen

1.



a



b

2.



a



b

3.



a



b

4.



a



b

5.



a



b

6.



a



b

7.



a



b

8.



a



b



Let's Listen


Write.

me him her can cannot

1.



Look at _____ !




She _____ fly a kite.

2.



Look at _____ !



He _____ sing.

3.

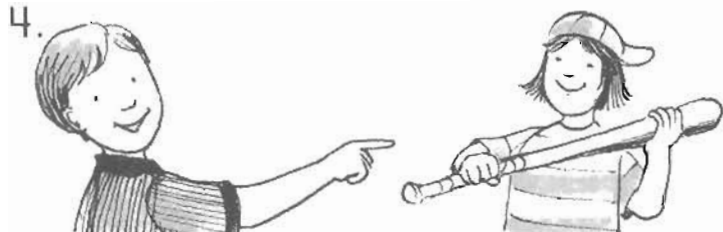


Look at _____ !



I _____ climb a tree.

4.



Look at _____ !



She _____ hit a ball.




Let's Review

A. Play a game.




B. Answer the question.

1. Can he do a magic trick?



- Yes, he can.
 No, he cannot.

2. Can she write the alphabet?



- Yes, she can.
 No, she cannot.



C. Ask your partner.

What can you do?

I can _____.

I can't _____.

D. Say and act.



E. Listen carefully.




a



b



a



b

F. Listen and read. Circle the word.



There is a table

next to	} the bed.
in front of	



There are lamps

next to	} the sofa.
behind	



Let's Review

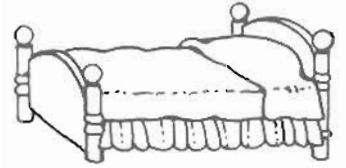
A. Unscramble the words.

1. kins

_____ sink _____




2. ebd



3. fsoa


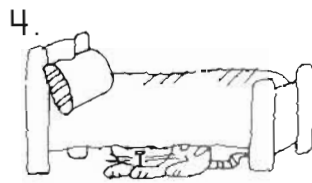
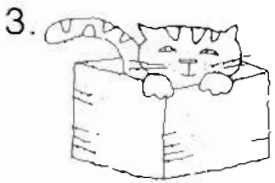


4. vseot





B. Write.

Across



Down



next to
on

under
in front of

behind
in

C. Circle.

1.



There is books on the chair.
are under

2.



There is a lamp in the bed.
are next to


D. Write.

1.



He can play the piano.

2.



She can't ride a bicycle.

3.



4.



Let's Go 2 Syllabus

UNIT	LANGUAGE ITEMS	FUNCTIONS	TOPICS
1	Hi, (Scott). How are you? Fine, thank you. Good-bye, (Scott). See you later. What's this/that? It's (a pencil case). Is this/that (a ruler)? Yes, it is. No, it isn't. What are these/those? They're (yo-yos). Are these/those (cats)? Yes, they are. No, they aren't.	Greetings Farewells Asking about objects (singular and plural) Identifying objects (singular and plural)	Classroom objects Toys Animals
2	What's the matter? I'm (sick). That's too bad. Who's (she)? (She's) (Miss Wilson). (She's) (a shopkeeper). Is (she) (a teacher)? Yes, (she) is. No, (she) isn't. Who are they? They're (Mr. and Mrs. Long). They're (teachers). Are they (cooks)? Yes, they are. No, they aren't.	Asking about someone's health Expressing physical states Expressing concern Asking someone else's name Asking about professions Describing professions	Physical states Professions
3	Where do you live? I live in (Hillsdale). What's your address? It's (16 North Street). What's (your) telephone number? It's (789-2043). This is the (bedroom). Where's the (bed)? It's in the (bedroom). Is the (desk) in the (bedroom)? Yes, it is. No, it isn't. There is.../There are... Is there...?/Are there...? Yes, there is. No, there isn't. Yes, there are. No, there aren't.	Asking where someone lives Expressing where one lives Asking someone's address/ telephone number Expressing one's address/ telephone number Identifying rooms in a house Asking about the location of household objects Describing the location of household objects	Addresses Telephone numbers Household objects Rooms in a house
4	What's wrong? I can't (find my book). Look at (me)! (I) can (sing a song). What can (he) do? (He) can (ride a bicycle). (He) can (swim). (He) can't (fly a kite). Can (he) (swim)? Yes, (he) can. No, (he) can't.	Asking about a problem Expressing ability/inability Describing ability/inability in others	Activities Abilities

UNIT	LANGUAGE ITEMS	FUNCTIONS	TOPICS
5	<p>Do you want (spaghetti)? Yes, please. No, thank you. What about (Scott)? What does (he) want/like? (He) wants (an egg). (He) likes (hamburgers). Does (he) want (a salad)? Does (he) like (sandwiches)? Yes, (he) does. No, (he) doesn't.</p>	<p>Asking about wants/likes Expressing wants/likes Describing wants/likes of others</p>	Food items
6	<p>Whose (watch) is (that)? It's (Andy's) (watch). Whose (books) are (those)? They're (Jenny's) (books). What do you have in your (bag)? I have (a notebook). Do you have (a key) in your (bag)? Yes, I do. No, I don't. What does (he) have in (his) (hand)? He has (a frog). Does (she) have (a pen) in (her)(bag)? Yes, (she) does. No, (she) doesn't.</p>	<p>Asking about possession Expressing possession</p>	Personal, everyday objects
7	<p>What time is it? It's (six o'clock). What do you do (in the morning)? I (wash my face). Do you (watch TV) (in the afternoon)? Yes, I do. No, I don't. What does (he) do (in the evening)? (He) (eats dinner). Does (he)(watch TV) (at night)? Yes, (he) does. No, (he) doesn't.</p>	<p>Asking the time Stating the time Asking about daily routine Describing daily routine</p>	<p>Time Times of day Daily activities</p>
8	<p>What are you doing? I'm (combing my hair). (Nod) your (head). What's (he) doing? (He's) (swimming). Is (she) (running)? Yes, (she) is. No, (she) isn't. Where's (he)? (He's) (at the park). Is (he) (coloring)? Yes, (he) is. No, (he) isn't.</p>	<p>Commands Describing what you are doing Asking what someone else is doing Describing what someone else is doing Asking where someone is Describing where someone is</p>	<p>Parts of the body Activities Locations</p>

Word List

A

a 4
about 13
address 20
afternoon 59
alligator 3
alphabet 30
am 10
an 40
and 8
apple 19
are 2
aren't 7
arm 65
at 30

B

bad 10
bag 4
ball 26
balls 6
banana 40
bananas 42
bath 56
bathroom 22
bathtub 23
bats 6
bed 16
bedroom 22
behind 24
better 10
bicycle 31
bicycles 6
big 26
birds 7
blue 46
board 29
bone 70
book 4
books 25
bookshelf 29
breakfast 58
brush 48
brushing 64
by 16

C

cake 44
can (n) 8, (v) 30
candy bar 48
cannot 28
can't 28
cap 8
card 20
cars 6
cassette 5
cat 8
cats 7
chair 4
chopsticks 30
coin 48
cold 11
color 67
coloring 66
comb (n) 48, (v) 58
combing 64
come on 57

comic book 48
cook 12
cookie 40
cookies 42
cooks 15
crayon 5

D

dance 32
desk 4
dining room 22
dinner 56
do 20
does 40
doesn't 41
dog 34
dogs 7
doing 64
don't 28
door 4

E

ear 65
eat 52
eats 60
egg 40
eggs 42
eight 56
English 30
eraser 5
evening 60
eye 65

F

face 58
fan 8
farmer 12
fat 8
father 42
fig 26
fin 26
find 28
fine 2
finger 65
fish 67
fishing 66
flowers 7
fly 32
flying 68
foot 65
for 38
frog 34
frogs 7
fun 34

G

game 44
get 10
get dressed 58
get up 58
glue 70
go 57
goes 60
good 38
good-bye 2
good night 56

gray 44
green 46

H

hair 58
hamburger 40
hamburgers 42
hand 50
has 50
hat 8
have 48
he 12
head 65
hear 29
hello 68
hen 16
her 21
here 28
here's 20
he's 12
hi 2
him 30
his 21
hit 26
home 68
homework 73
hot 11
hot dog 40
hot dogs 42
house 22
how 2

I

I 10
ice 62
ice cream 52
I'm 3
in 8
in front of 24
is 4
isn't 5
it 4
it's 4

J

jump ropes 6

K

key 48
kitchen 22
kite 32
kites 6
knee 65
know 28

L

lamp 23
lamps 24
lap 8
later 2
leg 65
let's 57
like 38
likes 42

line 62
live 20
living room 22
log 34
look 30
lunch 38

M

magic trick 30
make 44
map 8
marker 5
matter 10
me 30
mice 62
Miss 12
Mom 28
mop 34
morning 58
mouth 65
Mr. 14
Mrs. 14
my 8

N

name 44
neck 65
net 16
next to 24
night 60
nine 57
no 5
nose 65
not 5
notebook 5
nurse 12
nurses 14

O

o'clock 56
oh 11
OK 11
on 8
orange 40
oranges 42

P

paper clip 48
park 68
pen 5
pencil 29
pencil case 4
pet 16
phone 70
piano 60
pin 26
pine 62
pit 26
play 44
playing 65
plays 60
please 38
police officer 12
pony 30
puzzles 6

R

rabbits 7
reach 29
read 52
red 16
refrigerator 23
rice 62
ride 30
ruler 5
run 34
running 66

S

sad 11
salad 40
salads 42
same 44
sandwich 40
sandwiches 42
school 57
see 2
seven 56
she 12
she's 12
shopkeeper 12
shopkeepers 14
shoulder 65
sick 10
sing 30
sink 23
sit 26
six 56
sleep 52
sleeping 66
snake 44
sofa 23
song 3
soon 10
spaghetti 38
speak 30
spiders 7
stone 70
stop 34
store 68
stove 23
street 20
student 12
students 14
studies 60
study 60
sun 34
swim 32
swimming 66

T

table 4
take 60
takes 60
talk 60
talks 60
taxi driver 12
teacher 12
teachers 14
teeth 58
telephone 23
telephone number 20
ten 16

thank you 2
thanks 10
that 4
that's 10
the 3
then 65
there 24
there's 24
these 6
they 6
they're 6
thin 26
this 4
those 6
time 56
tired 11
tissue 48
today 11
toilet 23
too 10
top 34
tree 52
trees 7
TV 23
twelve 57
twig 26

U

under 25
use 30

V

van 8

W

want 38
wants 40
wash 58
washing 64
watch (n) 46, (v) 60
watches 60
wet 16
what 4
what's 4
where 20
where's 23
white 62
who 14
who's 12
whose 46
window 4
with 44
write 30
wrong 28

Y

yes 5
yo-yo 50
yo-yos 6
you 2
your 20

LET'S GO

This second edition of Student Book and Workbook 2A follows the same syllabus as the first edition, but features an updated design and new artwork.

Available at each level of *Let's Go* are a Student Book, a Teacher's Book, a Workbook, a Cassette or CD, Student Cards, and full-sized Teacher Cards. Wall Charts are available for the Starter Level and Levels 1-2. Additional components include *Let's Go Readers 1-6*, *Let's Chant*, *Let's Sing 1-6*, *Let's Go Picture Dictionary*, *Let's Go Grammar and Listening 1-3*, and *Let's Go Interactive CD-ROM 1-6*.

Let's Go, a seven-level course, combines a carefully controlled grammatical syllabus with functional dialogues, alphabet and phonics work, and songs and chants by Carolyn Graham. Classroom interaction in English is encouraged from the very beginning through a focus on question and answer forms, dialogues, pairwork, and communicative games.

OXFORD
UNIVERSITY PRESS



ISBN 0-19-436460-7



9 780194 364607